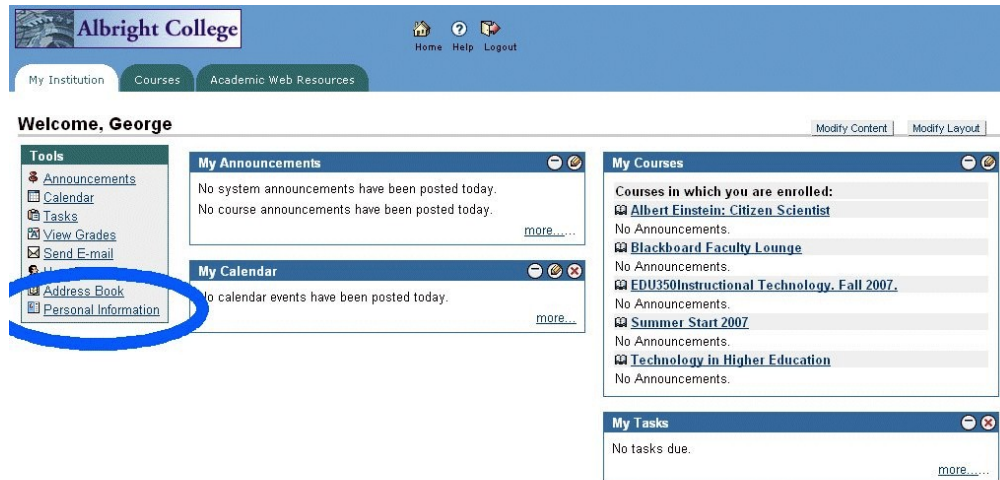
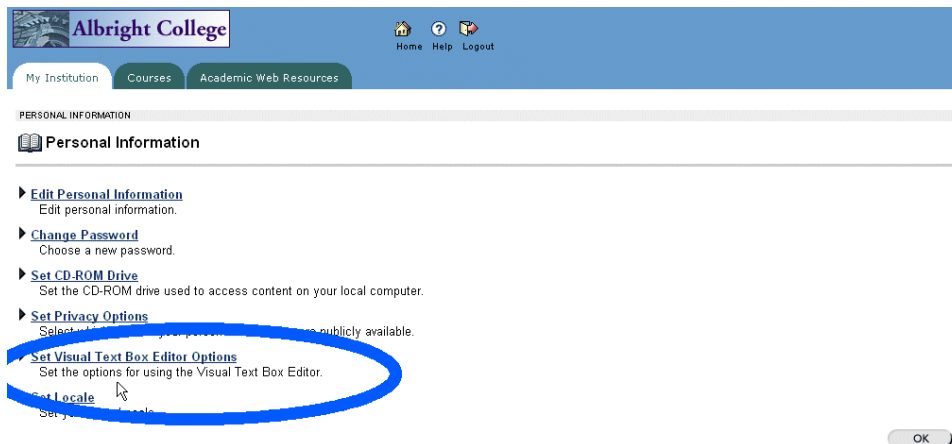


Fixing problems with the Blackboard text box.

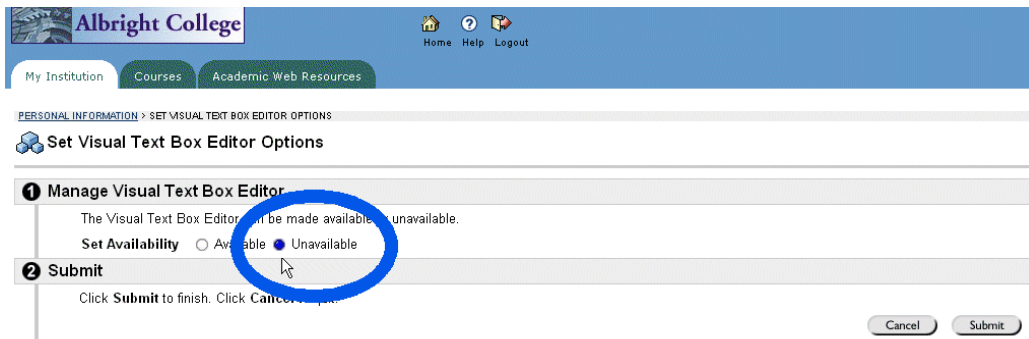
Some combinations of computer, operating system, and browser do not display textboxes correctly. Textboxes are necessary for the discussion board and other functions that require user input. The procedure provided here may eliminate the problem.



1. Log in to Blackboard.
2. At the My Institution page, click on “Personal Information.”



3. On the Personal Information page, click on “Set Visual Text Box Editor Options.”



4. Click on the circle to put a dot next to “Unavailable”.
5. Click on the Submit button.

If you're still experiencing a problem with Blackboard text boxes, please contact:

Reference Desk
libraryref@alb.edu
(610) 921-7211

Blackboard Support
blackboard@alb.edu
(610) 921-7211

George Missonis
gmissionis@alb.edu
(610) 921-7203